



English

NAVIFORCE

NF5047 Movement instruction manual



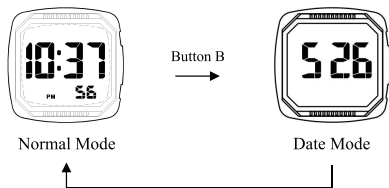
(Button B) MODE

(Button A) SET

A. Function Introduction

- 6-digit based timekeeping function to show hour, minute, second, date.
- White LED backlight function

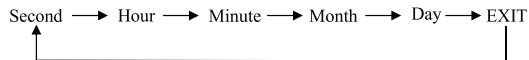
B. Functional Modes



1. Under any mode, press Button B to switch mode and make LED light for 3 seconds at the same time.

2. Time and date setting

- Under Normal Mode, press Button A 2seconds, the "Second" flashes, and then press Button A to select the items to be set in accordance with the following sequence (each item flashes in such sequence)::



- When items flash, press Button B to adjust.
- If no operation after one minute, will return to normal mode.



中文

NAVIFORCE

NF5047 机芯使用说明书



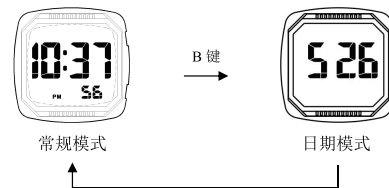
(B 键) 模式

(A 键) 设置

A. 功能简介

- 6 位计时功能，显示时、分、秒、日、月。
- 白色 LED 背光灯功能

B. 功能模式



1. 在任意模式下，按 B 键切换模式，同时 LED 灯亮白光三秒。

2. 时间和日期设置

- 在常规模式下，按 A 键两秒钟，“秒”闪动，然后按 A 键依照下列顺序选择要设定的项目（闪动）：



- 项目闪动时，按 B 键进行相应的调整。
- 无操作一分钟后，将返回常规模式。